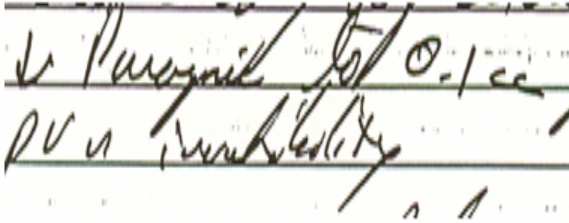



Improve Professional Image!


LOOK AT THIS PRESCRIPTION! SKILLFUL PHYSICIAN BUT NON-SKILLFUL HANDWRITING!



BEFORE:



AFTER:



Hate handwriting?

Have a “need for speed”?

Handwriting painfully slow?

Fatigue during handwriting?

Others complain about your handwriting?

SCHEDULE YOUR TRAINING NOW!!!

The Handwriting Clinic™
1506 Capital Avenue, Ste. 150,
Plano, Texas 75074
972 633-1974
www.thehandwritingclinic.com

The
Handwriting
Clinic™

**Healthcare
Professionals
and
Corporate
Training
Brochure**

• • • • •

Jan McCleskey, MA, OTR
Licensed Occupational Therapist
Handwriting Specialist
Owner: The Handwriting Clinic™
Author: First Strokes® Handwriting
Products

Presenter:

▶ Jan McCleskey, MA, OTR



Jan is an occupational therapist with 25 years of experience. Most of her experience has been in developing programs and providing therapy for handwriting and computer related technology. She is the author of the First Strokes Handwriting Products, a series of programs from pre-print through cursive. Jan presents national, international and statewide inservices on handwriting issues. The Handwriting Clinic opened in May, 2002 to provide handwriting intervention for children and adults. The clinic sponsors adult workshops for handwriting improvement, and has developed corporate training inservices. She is an experienced speaker, and her workshops are informative and FUN! She has taught many adults how to improve handwriting.

The Handwriting Clinic

The Clinic:

**1506 Capital Ave, Ste. 150
Plano, Texas
75074
972 633-1974**

Clinic website:

www.TheHandwritingClinic.com

Handwriting Products Website:

www.FirstStrokesHandwriting.com

Course Description:

Handwriting can be slow and tedious in today's world of technology. Most adults have a "need for speed" of handwriting, especially in the health care setting. Legibility plays an important factor in human errors in medicine. The healthcare or corporate professional has knowledge and expertise that must be conveyed to others, often through handwritten work. One does not have to be taken back to First Grade with repetitive drills for handwriting, in order to improve handwriting. There are errors of handwriting that occur as handwriting matures and speed becomes an issue. Identifying common patterns and employing quick remedial techniques can quickly make handwriting more legible. This course teaches quick techniques for the busy professional to remediate handwriting. This course is hands on, fun, and not boring! It is also very important – because if you value what you do, and want others to value your expertise, it is important that they be able to read your handwriting!

Course Objectives:

1. Identify common patterns of handwriting errors within handwriting (for print and cursive)
2. Review actual chart notes. Participants will identify and discuss errors in handwriting.
 1. Identify sizing errors within handwriting
 2. Review and grade samples of handwriting, and identify problems and remedial techniques
 3. Practice sizing techniques
 4. Generalize legibility techniques to unlined paper (ex. chart notes, prescription pads, office memos)
 5. Grasp lab, with fatigue strategies
 6. Discuss the "need for speed" of handwriting, common errors due to speed, and quick techniques to improve legibility with speed.
 7. Practice handwriting strategies for improvement, and complete practice samples.

Prices:

Individual sessions are \$100 per hour plus a \$15 workbook/paper fee.

Workshops at the clinic in Plano, are \$500 for the 2 hour class, plus a \$15 workbook fee per person. Can accommodate up to 12 adults.

Workshops at corporate or healthcare facilities in the Dallas area are \$600 per 2 hour course - plus a \$15 workbook fee per person. Can accommodate up to 35 workshop participants per course. (\$500 per course if 2 courses scheduled in one day)

Workshops outside of the Dallas area are \$2000 per day plus travel and accommodations. We can present as many courses within the day/early evening as you would like. Jan would also be available to work with individuals or small groups that need extra help, or private tutoring. She can do 1 hour, 30 minute workshops to 3 hour workshops for large groups. However, if you have professionals that have really severe handwriting, she can do small groups or individual help for 2 - 3 hour sessions. Facilities will receive a CD with a .pdf file for a corporate/healthcare workbook, to copy at their own expense for We will also supply practice paper for all participants. Let us design a workshop to fit your needs!

Corporate or healthcare facility set-up:
Classroom style seating with work space for participants, table up front for presenter, mic, infocus projector, overhead projector, extension cord, pens and a minimal 8' x 8' screen. Presenter will bring laptop, paper and practice pads with dry erase markers. Facility will need to supply pens for participants..