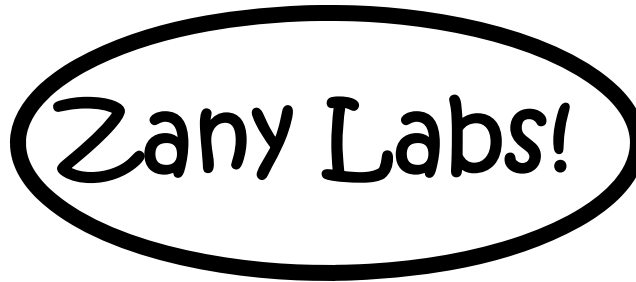


Zany Labs/The Handwriting Clinic™
1506 Capital St. Ste. 150
Plano, Tx 75074



Multi-sensory KEYBOARDING CLASSES

1506 Capital St, Ste. 150
Plano, Texas 75074

972 814 1826

fffjjj fff

jjj fffjjj

Why Keyboarding?

Schools begin teaching keyboarding in about 2nd grade. All students do projects, essays, accelerated reader tests and educational software programs on the computer throughout elementary school. By 6th grade, many projects in middle school are required to be typed (without their parents typing it for them!). By high school most students prefer to type almost all lengthy assignments - it is faster! Some of the software programs that teach keyboarding are too fast paced and frustrating for most students. Adults can handwrite 20 - 25 words per minute (legibly) but most adults can type much faster - up to 80 words per minute.

Some students have dysgraphia, dyslexia, poor spelling, or other learning disabilities and benefit from keyboarding long written assignments. Even though it may be a struggle, it is important that these students learn functional handwriting. But it is equally as important for these students to learn keyboarding as another tool, for writing. There are wonderful software programs for helping students with learning disabilities develop age level writing literacy. All public schools have an assistive technology team that can evaluate students for software support or portable keyboards for students with documented learning disabilities. Portable keyboards such as alphasmarts, allow students to type in assignments. But to be able to access and functionally use the assistive technology support, students need to master keyboarding. Oftentimes, the answer is to purchase keyboarding software programs. But these programs are often frustrating for students who are still beginning learners. Students need to learn typing at their own pace. **What better way to learn keyboarding, than to come to Zany Labs and have a cool, multi-sensory, FUN keyboarding class!**

Keyboarding versus Handwriting?

This is not an “either or” question now days. ALL kids need to learn keyboarding as it is a life skill. By middle school and high school, students should be proficient in using the keyboard. We have been taking data on our keyboarding classes. The students who take our multi-sensory keyboarding class, on average, type as follows:

2nd graders: 6 to 8 words per minute using home row positioning and all fingers

3rd graders: 10 to 12 words per minute using home row positioning and all fingers

4th graders: 12 to 15 words per minute using home row positioning and all fingers

5th graders: 15 - 30 words per minute using home row positioning and all fingers

Most students can write on average, between 10 and 15 words per minute, in elementary school. So, keyboarding skills can be as functional as handwriting skills even in elementary school!

How to teach keyboarding? A frequent question I get, is , “What software program is best?” The answer is that for initial teaching, no software program is best with out direct monitoring. Just like handwriting skills, bad habits can be locked in! We take the kids through a manual with short typing passages that are not overwhelming. We have on and off keyboard typing and memorization skills. The students use a variety of multi-sensory approaches to learning keyboarding.

In summary, keyboarding is something that can be mastered at the elementary level. Keyboarding is essential for students with dyslexia, dysgraphia , a disorder of written expression, or who will need spell checking as a life long skill. It is very important to teach these students keyboarding skills “as a process” through the elementary school years, so that the child can maintain written expression at their cognitive level. Your school district has an assistive technology team who can evaluate special education students and determine if keyboarding will help written expression. As part of the ARD process for your student, you may need to recommend a referral for an assistive technology evaluation for your students.

We have our program and its curriculum for sale with our handwriting products. We also have great keyboarding classes where we use our curriculum! We teach students in a small group with a 1:4 ratio of teacher to students! Have students that need extra help or have portable keyboards to sue in your class - we would love to help!



What are our multi-sensory keyboarding classes like?

Objectives:

- Learn home row keys and keyboard functions
- Keyboard memorization
- Kinesthetic typing
- Increase speed of typing without looking at the keyboard

How do we do it:

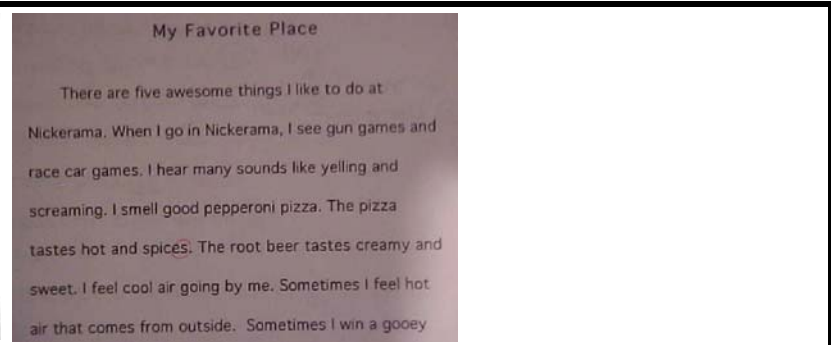

We have creative techniques! Make a stress ball for tired fingers to squeeze. Do “art typing” for keyboard memorization. Climb a platform in our multi-sensory gym and work on keyboard memorization skills, then jump into a foam pit! Make a “thinking glove” for keyboard memorization. Practice typing at your own speed while working in our specially designed keyboard manual. Practice at home on a keyboarding website.

We do pre-test and post-test skill evaluations. Parents and students will be able to see progress!

FOUR STUDENTS PER CLASS!!! LOTS OF INDIVIDUAL ATTENTION!
8 sessions, (2nd through 5th, 6 - 8th grades) \$285 plus \$10.00 manual fee 4 students per class ONLY.
Call: 972 633-1974 to schedule

VISIT OUR WEBSITE TO LEARN MORE
 INFORMATION ABOUT OUR CLASSES,
 AND COMPUTER LABS..
www.ZanyLabs.com

**WHAT IS NEXT AFTER
 KEYBOARDING CLASS?**



INDIVIDUAL TUTORING

Zany Labs and The Handwriting Clinic now have a writing literacy evaluation and training program. Students come in for an assistive technology evaluation. We can then have one of our teachers provide individual training on how to develop writing skills using the software in our writing literacy lab. **\$150 for assistive technology assessment \$80 for individual training sessions with teacher/\$90 with therapist. Taught by our assistive technology specialists**