

## WHAT IS A TYPICAL CLASS LIKE?

- 5 minutes of large motor work - tracing giant sized letters while emphasizing the First Stroke of the letter
- 10 minutes of medium motor work in FUN multi-sensory mediums such as Exploding paint, shaving cream, punch writing, with good touchpoints on the writing lines
- 5 minutes of workbook practice
- Zany craft activity for the letter of the day, with more practice of letters/words/sentences on handwriting paper or unlined paper
- Rotation through fine motor labs
- Motor Gym work on visual memory of the letters of the day. For example, writing the letters in the air with eyes closed, then jumping in our letter pit or riding down a scooter board ramp.
- Motor Gym work on fine motor skills. Ex. Using “go fingers” to carry objects with tweezers across a balance beam or relay races to bear walk to a wall to fill in circles on a sheet of paper using a correct grasp on a pencil.
- Last 5 minutes of class is always show and tell and parent training!

# The Handwriting Clinic

## KIDS BEGINNING PRINT CLASSES! (register early)

**1506 Capital St, Ste. 150  
Plano, Texas 75074  
972 633-1974**

## K/1ST GRADE PRINT CLASS

- Grasp development
- Fine motor skills
- Sequencing/letter attack skills
- Learn First Strokes
- Write letters in handwriting lines
- Write words, sentences within handwriting lines
- Multi-sensory handwriting labs

## KIDS BEGINNING PRINT CLASS I

Multi-sensory class to actively learn lower case letter formation using art and multi-sensory activities. This class introduces the concept of lined paper, although the emphasis of this class is correct letter formation and grasp development through fun, exploratory multisensory activities. 4 children per class. **\$395 plus (plus workbook fee of \$10.28 for K, \$12.95 for 1st graders).** **Class ratio: 1:4 12 sessions. Kindergarteners sometimes use the 1st grade book, especially if it is late in the school year.**

- responsible for full payment but payment can be made monthly payments
- 

## ADVANCED KIDS BEGINNING PRINT LAB

**Advanced Kids Beginning Print Lab** - The student will work individually on upper case letters, going over several letters a day within stroke groups. This lab will be enhanced with a multisensory computer program, that goes over phonics, letter recognition and stroke formation for upper case letters, followed by multi-sensory work on visual memory and handwriting practice, in our gym. The student will also review the lower case letters, and then do a zany writing craft to work on lower case review. **Pre-requisite - Sensory Motor ABC Class I or Kids Beginning Print \$280 8 sessions plus \$10 workbook fee (\$125/month)**



Maintaining “go” fingers on balance beam



After writing the letter of the day in the air, I get a scooter board ride!



Zany shaving cream project and Zany Writing!



Fine Motor Lab - we use “go” fingers



Multi-sensory work in shaving cream for the letter of the day!



Practicing letters in our workbook!

During the summer, this class is called the Kids Beginning Print class and is 2 hours a day, M - Th for 2 weeks. We accept kids going into K or 1st grade. During the school year, this class is called the K/1st grade print. It meets 1 x week for 1 hour for 16 sessions, 1 1/2 hours for 10 sessions plus a 1 hour parent training, or 2 hours for 8 sessions. The schedule varies depending on the time during the school year, therapists schedules, etc. Please contact the clinic for the current schedule.

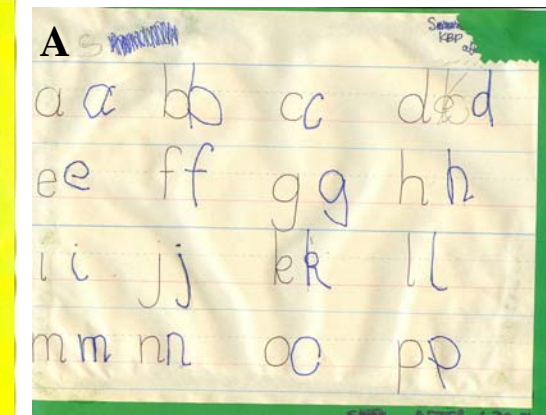

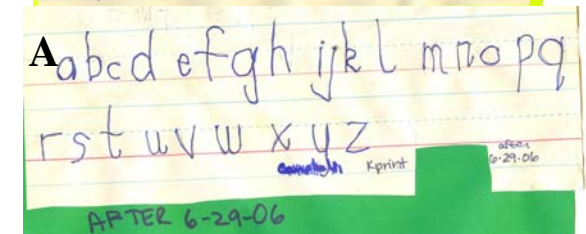
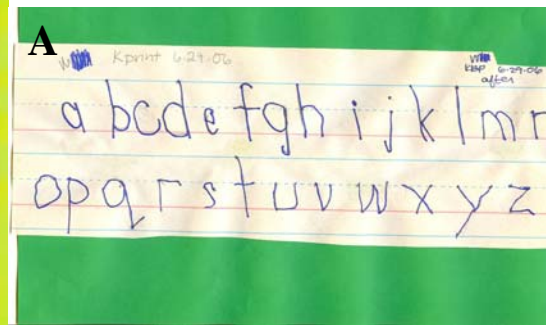
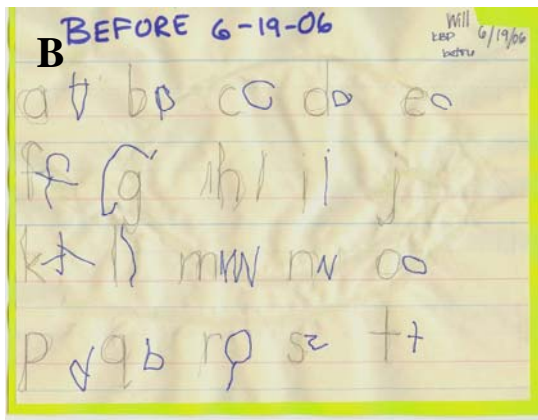
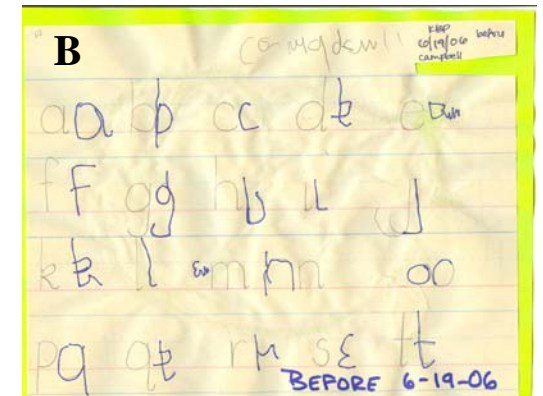

**Call 972 633-1974 to schedule. Classes fill quickly so call early!**  
**www.TheHandwritingClinic.com www.FirstStrokesHandwriting.com**

## **My student sequences letters bottom to top, and in funny ways!**

There is good and bad news here! If you ask most 4 1/2 year olds to copy letters, they often can make the letter LOOK like the letter, but the child may use too many strokes, or poor sequencing to write the letter. Gifted children often have the worst sequencing, because they were even younger when they began writing letters. The problem is that the bad habits for sequencing letters usually begins BEFORE kindergarten! We often have parents that are mad at their child's Kindergarten teacher because "the teacher never taught my child how to sequence the letters". The problem, is that the bad habits usually developed before Kindergarten.

Developmentally, most children have the fine and visual motor skills to learn to write at age six, when most older adults learned to write when they were children. Today, most children learn handwriting before Kindergarten, and in Kindergarten, the handwriting curriculum is fast paced. The good news, is that often a child CAN learn correct sequencing of letters at the Kindergarten age. The bad news is that after the middle of first grade (often younger for gifted students), most children cannot change the sequencing of their letters! At The Handwriting Clinic, we have little luck changing the older child's sequencing of print, but we CAN rapidly change legibility, letter reversals, and work on speed and memory skills. We have excellent results in helping the 1st graders write within handwriting lines, with visual memory of the letters. For 2nd grade and above, we have some special techniques that are quick and easy, to learn even better legibility. But, we cannot change the sequencing of the bottom to top patterns, clockwise circles, or other "funny" ways of letter formation. This is why we love to get students referred to us in preschool through Kindergarten! We can usually change the legibility of the older student quickly, but often have to accept that the letters may be formed bottom to top, or in the wrong sequence. The good news, is that while it is not preferable to write letters in funny sequences, the kids can still have nice legibility, fast handwriting, and do fine. But, it is important for these children to learn cursive in the CORRECT sequence - so our cursive class would be important for these children when they begin learning cursive in 2nd grade or 3rd grade. Students in private schools usually learn cursive in 2nd grade. In public schools, cursive is usually introduced at the end of 2nd grade, forgotten over the summer, and then learned in the fall of the 3rd grade year. Again, there is very little time devoted to learning cursive and most children learn cursive through just practicing copying letters in a workbook with minimal instruction. We love to see these kids the summer before the 3rd grade year, or during the Fall semester of the 3rd grade year!

BEFORE AND AFTER SAMPLES  
June 19 – 28, 2006  
2 hours/day Monday – Thursday for 2 weeks



SEE MORE EXAMPLES  
OF “BEFORE” and  
“AFTERS” under the  
EXAMPLE section of this  
website!

## WHAT AGE IS BEST FOR WORKING ON HANDWRITING?

Developmentally, children should have all the fine and visual motor skills by age 6, to learn handwriting. Most adults began handwriting training around age 6. Of course, children learn handwriting in preschool now days, and should have handwriting down before Kindergarten. It is especially hard on boys, who would rather be out riding their bike, than inside coloring and practicing letters! That is why we have multisensory handwriting lessons and even a gym, to learn handwriting! We can teach the top to bottom patterning, and counterclockwise circle strokes for the circle letters (o,a,d, g, q, c). We do fun art projects for the phonic sounds. The kids developmentally work on age level fine motor skills to specifically develop a refine grasp pattern on a pencil.

We often hear parents ask us about gifted children. They usually have some of the worst handwriting! This is because their visual motor skills develop early on to where they can copy letters, but not necessarily in the correct sequence of letter formation. This leads to huge problems later on, because their pattern of letter formation becomes habit, and then difficult to change. We see countless numbers of first graders who have unbelievably different approaches to letter formation (bottom to top, clockwise circles, and sometimes even extra motions to make the letters. We cannot change letter formation habits from the middle of First Grade. That is why it is so important to see children early—especially if a child is precocious, or if a child just needs some encouragement in FUN ways to work on fine motor and handwriting skills. We have wonderful print classes for beginners, or for those that struggle a little. We always do parent training at the end of each class so that parents can work at home with their child! This is way more fun than copying letters in handwriting books - our classes are a blast - even for those children who do not like to color or practice letters!

\*\*\*\*\*

### 1st graders: Parents have a choice between the K/1st print class or the Sensory Motor Print Class. The differences are below:

	<b>K/1st grade Print Class - 12 hours</b>	<b>Sensory Motor Print Class - 8 hours</b>
First Strokes Multi-sensory Print Program	Yes, 1st graders usually go into the higher book, even in this class. We take it a little slower in this class - 2 - 3 letters per day, versus sometimes 5 letters a day in the SM Print Class	Yes, 1st graders are almost always in the higher book, but occasionally we will put a 1st grader in the K book if needed.
Work on fine motor skills	Yes, games in gym, fine motor obstacle courses, and fine motor lab table each session	No. But if there is any work that is needed on grasp, we will refer to grasp class
Work on grasp development	Yes	No, we will encourage what the kids learned in grasp class, but there is no time to teach new skills on grasp development in this class
Fun Zany Writing Topics	Yes, and the 1st graders usually write sentences about the craft, where as Kindergarteners usually work on mostly writing a word about the craft.	Yes, the students copy or compose sentences about their fun craft.
Best overall guess;	If your 1st grader has delayed fine motor skills, struggles with remembering how to write letters, and is frustrated with handwriting, this class is best.	If your first grader has a good grasp, or even has a fairly poor grasp but otherwise good fine motor skills, mostly struggles with handwriting but does well in other subjects, the SM Print class may be best. Many of the students in the SM Print class have difficulties reversing letters, writing within the handwriting lines, and mix upper and lower case. These are problems we can usually help in the SM Print class.