

# CURSIVE Camp

## Handwriting Samples from The Handwriting Clinic

June 19 – 28, 2006

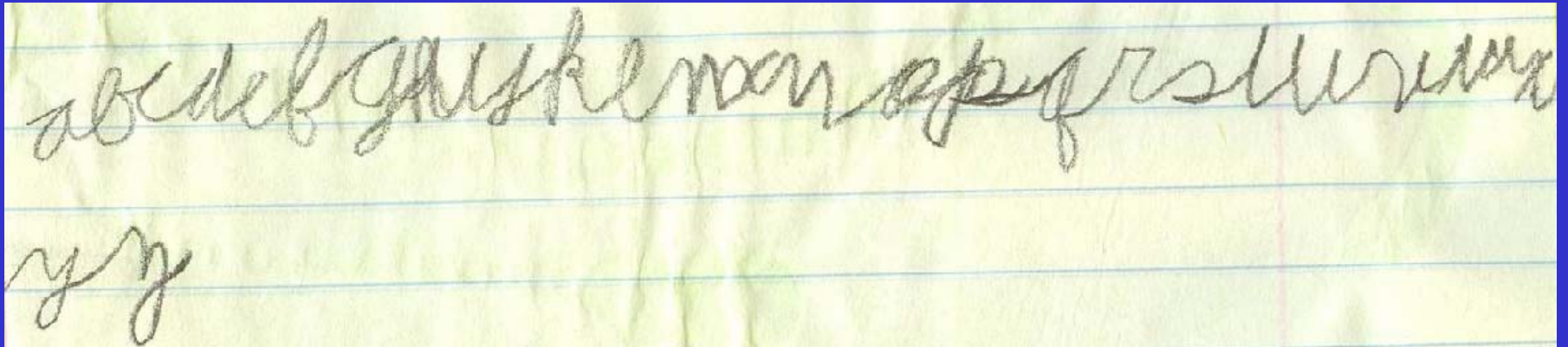
1 hour/day Monday – Thursday  
for 2 weeks

Ages: Kids 2<sup>nd</sup> grade – 6<sup>th</sup> grade (we  
also have teen classes)

Note: This is not a complete sample of all the students in this camp session. The images shown are usually the students who struggled the most and showed the most improvement.

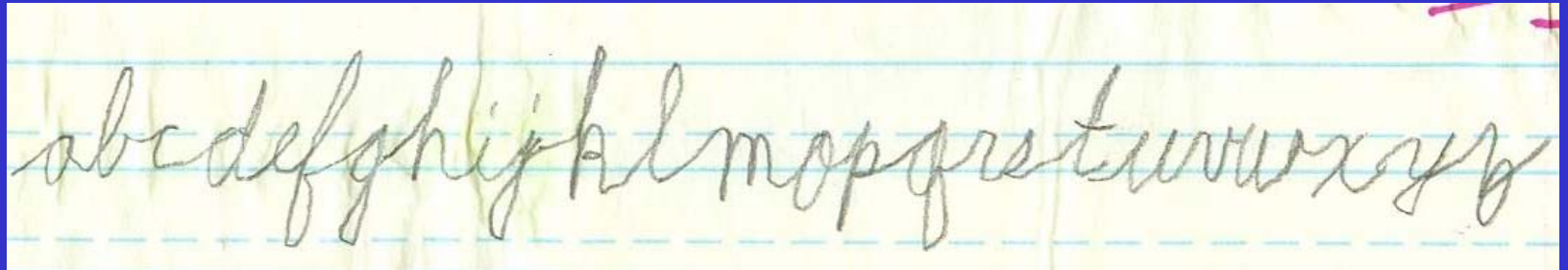
# Student R

**BEFORE: JUNE 19, 2006**



abcdefghijklmnopqrstuvwxy  
z

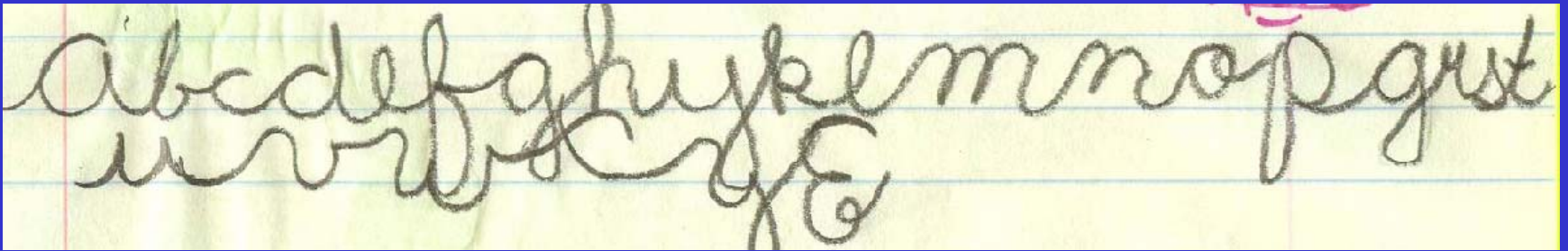
**AFTER: JUNE 29, 2006**



abcdefghijklmnopqrstuvwxy  
z

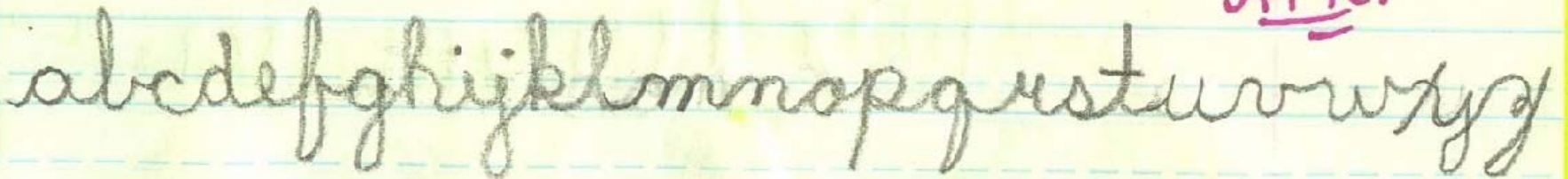
# Student K

**BEFORE: JUNE 19, 2006**



Handwritten cursive alphabet sample on lined paper. The letters are written in a cursive style, with some letters appearing somewhat messy or unformed. The letters shown are: a, b, c, d, e, f, g, h, i, j, k, l, m, n, o, p, q, r, s, t, u, v, w, x, y, z. The letters are written in two rows: the first row contains 'a b c d e f g h i j k l m n o p q r s t' and the second row contains 'u v w x y z'. There are some faint pink markings above the letters 't' and 'u'.

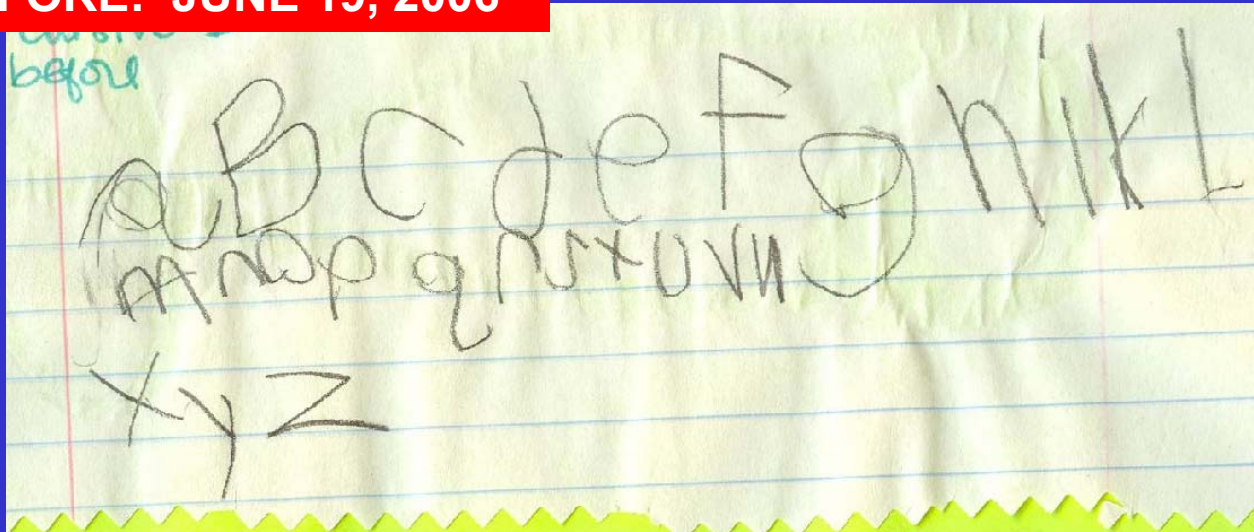
**AFTER: JUNE 29, 2006**



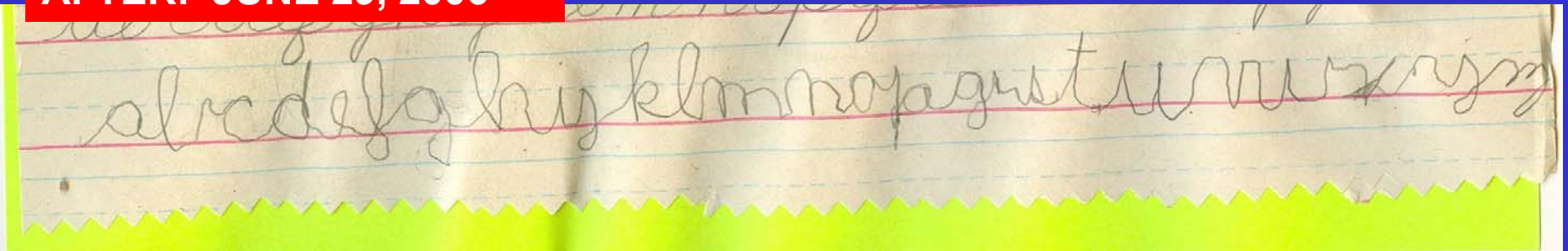
Handwritten cursive alphabet sample on lined paper. The letters are written in a cursive style, appearing more uniform and legible than in the previous sample. The letters shown are: a, b, c, d, e, f, g, h, i, j, k, l, m, n, o, p, q, r, s, t, u, v, w, x, y, z. The letters are written in two rows: the first row contains 'a b c d e f g h i j k l m n o p q r s t u' and the second row contains 'v w x y z'. There are some faint pink markings above the letters 't' and 'u'.

# Student B

**BEFORE: JUNE 19, 2006**




**AFTER: JUNE 29, 2006**



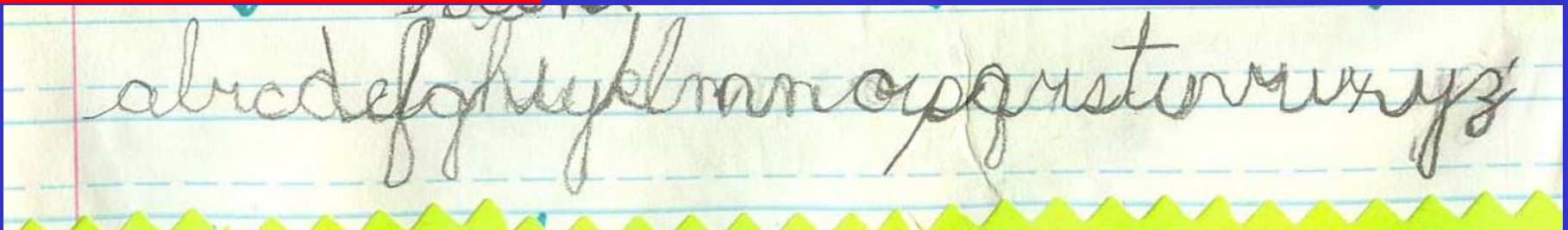
# Student G

**BEFORE: JUNE 19, 2006**



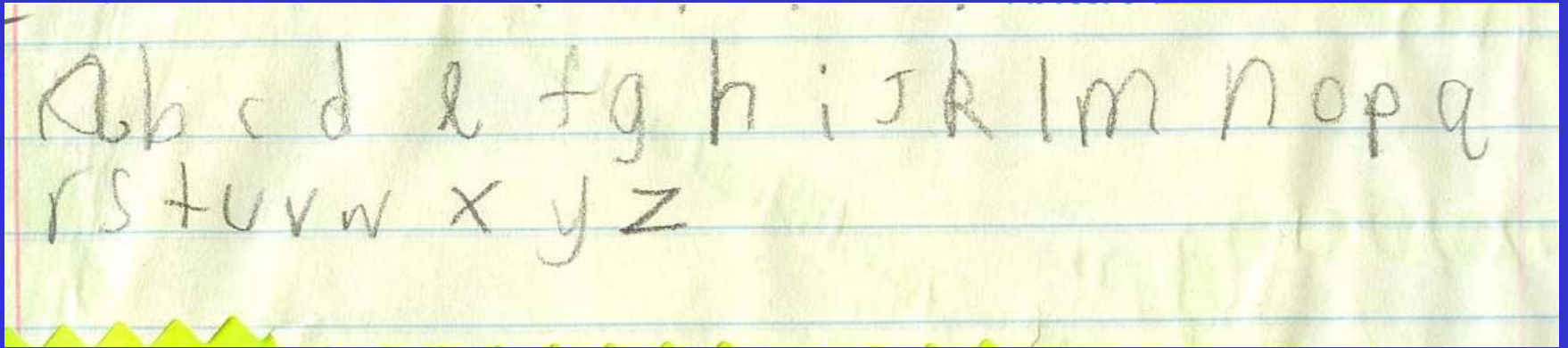
A photograph of a piece of lined paper with handwritten cursive letters. The letters are 'a b c d e f g h i j k l m n o p q r s t u v w x y z'. The letters are written in a cursive style that is somewhat shaky and lacks consistent height and slant. To the left of the main line of letters, the letters 'w', 'h', and 'z' are written vertically, one above the other.

**AFTER: JUNE 29, 2006**



A photograph of a piece of lined paper with handwritten cursive letters. The letters are 'a b c d e f g h i j k l m n o p q r s t u v w x y z'. The letters are written in a more refined and consistent cursive style compared to the 'before' image. The letters are more uniform in height and slant, and the overall appearance is more professional and legible.

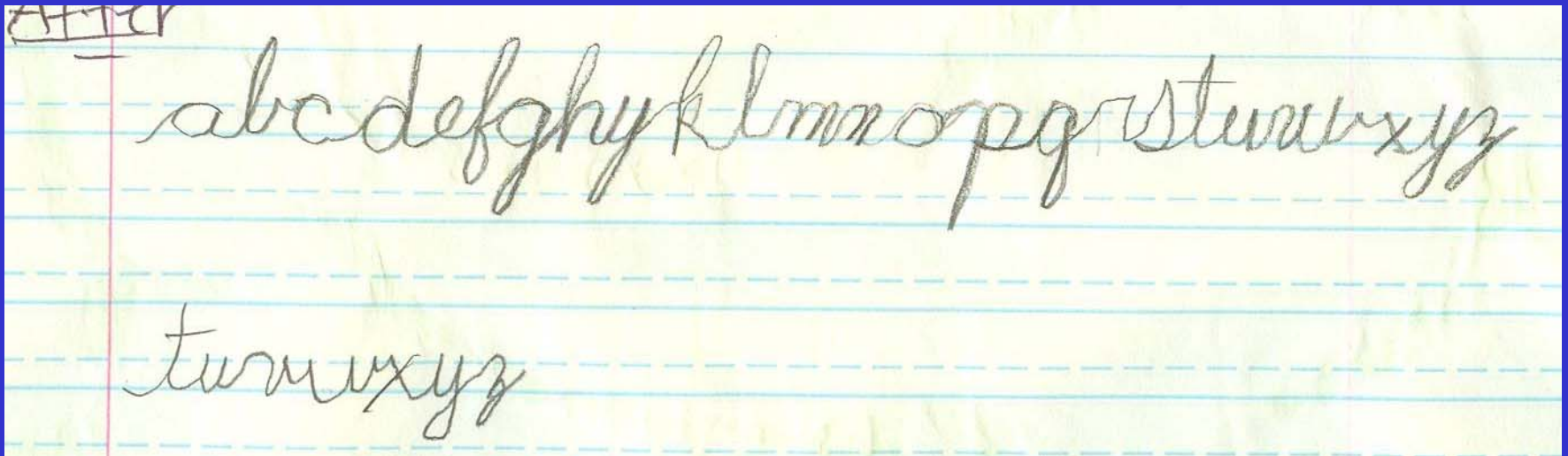
**BEFORE: JUNE 19, 2006**



A photograph of a piece of lined paper with a red margin line on the left. The paper is held by a yellow binder strip at the bottom. The alphabet is written in a simple, blocky, uppercase style. The first row contains 'A B C D E F G H I J K L M N O P Q' and the second row contains 'R S T U V W X Y Z'. There are some faint, illegible markings to the right of the letters.

A B C D E F G H I J K L M N O P Q  
R S T U V W X Y Z

**AFTER: JUNE 29, 2006**



A photograph of a piece of lined paper with a red margin line on the left. The paper is held by a yellow binder strip at the bottom. The word 'AFTER' is written in the top left corner. The alphabet is written in a cursive style. The first row contains 'a b c d e f g h i j k l m n o p q r s t u v w x y z' and the second row contains 't u v w x y z'. There are some faint, illegible markings to the right of the letters.

~~AFTER~~  
a b c d e f g h i j k l m n o p q r s t u v w x y z  
t u v w x y z

# Student N

BEFORE: JUNE 19, 2006

abcdefghijklmnopqr  
stuvwxyz

AFTER: JUNE 29, 2006

6-29-06  
CURRIC I  
After

abcdefghijklmnopqr  
stuvwxyz

# Student M

**BEFORE: JUNE 19, 2006**

Cursive I  
6-19-06  
Before!  
abcdefghijklmnopqrstuv  
wxyz

**AFTER: JUNE 29, 2006**

AFTER!  
abcdefghijklmnopqrstuv  
wxyz